



**For  
iPads or  
Tablets**

*For iOS devices & Android devices  
with access to Google Play*

**In APP store for your device  
download this free app:**

Destiny Discover

**Follow these steps:**

1. Open the Destiny Discover app.  
Choose Texas as your location. Type  
in Fielder and select Fielder  
Elementary School.
2. Log in with your username and  
password.
3. Tap on eBooks.
4. Browse the eBook collection and  
choose up to two titles to checkout.
5. To view the books you've checked  
out, touch "bookbag" at the top,  
then "checkouts." This will show all  
books checked out, including  
physical copies.
6. Return eBooks early by touching  
"return" underneath the book.

Username: school ID number

Password: school password

(ask homeroom teacher)



**For  
iPads or  
Tablets**

*For iOS devices & Android devices  
with access to Google Play*

**In APP store for your device  
download this free app:**

Destiny Discover

**Follow these steps:**

1. Open the Destiny Discover app.  
Choose Texas as your location. Type  
in Fielder and select Fielder  
Elementary School.
2. Log in with your username and  
password.
3. Tap on eBooks.
4. Browse the eBook collection and  
choose up to two titles to checkout.
5. To view the books you've checked  
out, touch "bookbag" at the top,  
then "checkouts." This will show all  
books checked out, including  
physical copies.
6. Return eBooks early by touching  
"return" underneath the book.

Username: school ID number

Password: school password

(ask homeroom teacher)



**For  
iPads or  
Tablets**

*For iOS devices & Android devices  
with access to Google Play*

**In APP store for your device  
download this free app:**

Destiny Discover

**Follow these steps:**




1. Open the Destiny Discover app.  
Choose Texas as your location. Type  
in Fielder and select Fielder  
Elementary School.
2. Log in with your username and  
password.
3. Tap on eBooks.
4. Browse the eBook collection and  
choose up to two titles to checkout.
5. To view the books you've checked  
out, touch "bookbag" at the top,  
then "checkouts." This will show all  
books checked out, including  
physical copies.
6. Return eBooks early by touching  
"return" underneath the book.

Username: school ID number

Password: school password




(ask homeroom teacher)

## Reading eBooks on a Computer

1. Go to our library catalog:  
<https://library.katyisd.org>
2. Click on Fielder Elementary.
3. Login: username (school ID) and password (school password).
4. Click Catalog.
5. Go to the center of the search area and change Material Type to electronic books.
6. Place the cursor in the search box. Click on enter. (All eBooks will appear.)
7. You may also search by title, author, series or keyword.
8. Click on  to read the book.
9.  green eBooks will open automatically.
10.  blue eBooks may require additional steps; follow the directions on the page that opens.
11. To check out a Destiny eBook (green icon), open the title you want and click on "Book," then "checkout."






## Reading eBooks on a Computer

1. Go to our library catalog:  
<https://library.katyisd.org>
2. Click on Fielder Elementary.
3. Login: username (school ID) and password (school password).
4. Click Catalog.
5. Go to the center of the search area and change Material Type to electronic books.
6. Place the cursor in the search box. Click on enter. (All eBooks will appear.)
7. You may also search by title, author, series or keyword.
8. Click on  to read the book.
9.  green eBooks will open automatically.
10.  blue eBooks may require additional steps; follow the directions on the page that opens.
11. To check out a Destiny eBook (green icon), open the title you want and click on "Book," then "checkout."



## Reading eBooks on a Computer

1. Go to our library catalog:  
<https://library.katyisd.org>
2. Click on Fielder Elementary.
3. Login: username (school ID) and password (school password).
4. Click Catalog.
5. Go to the center of the search area and change Material Type to electronic books.
6. Place the cursor in the search box. Click on enter. (All eBooks will appear.)
7. You may also search by title, author, series or keyword.
8. Click on  to read the book.
9.  green eBooks will open automatically.
10.  blue eBooks may require additional steps; follow the directions on the page that opens.
11. To check out a Destiny eBook (green icon), open the title you want and click on "Book," then "checkout."

